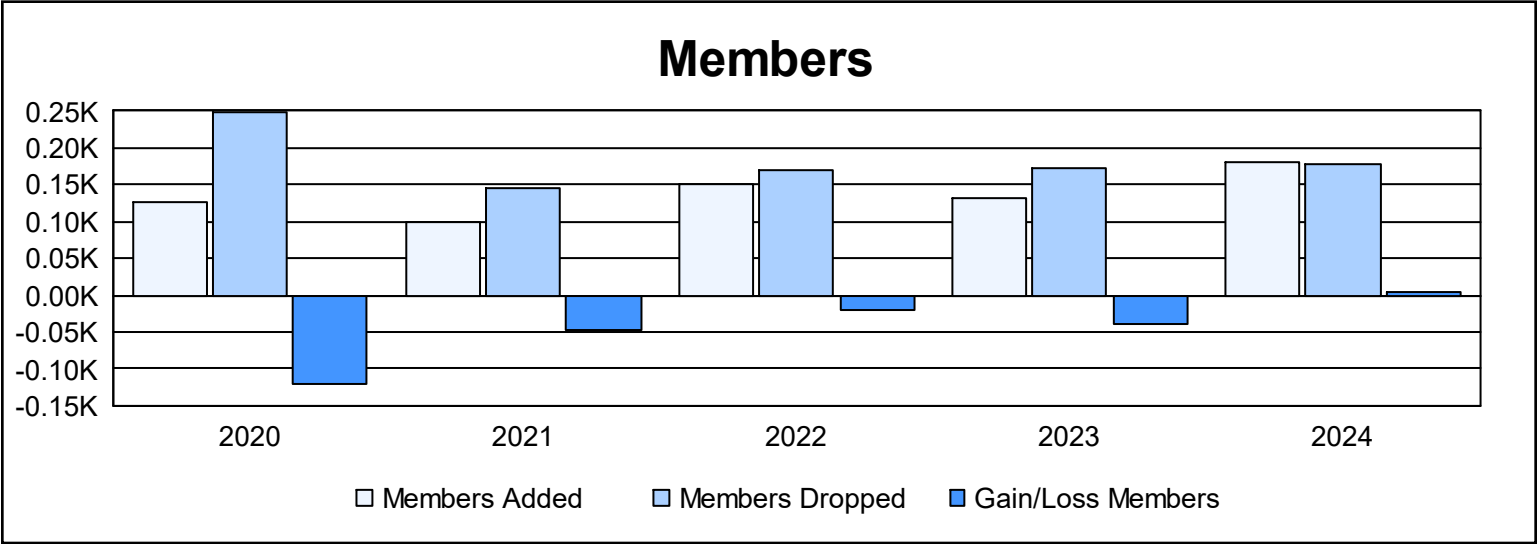
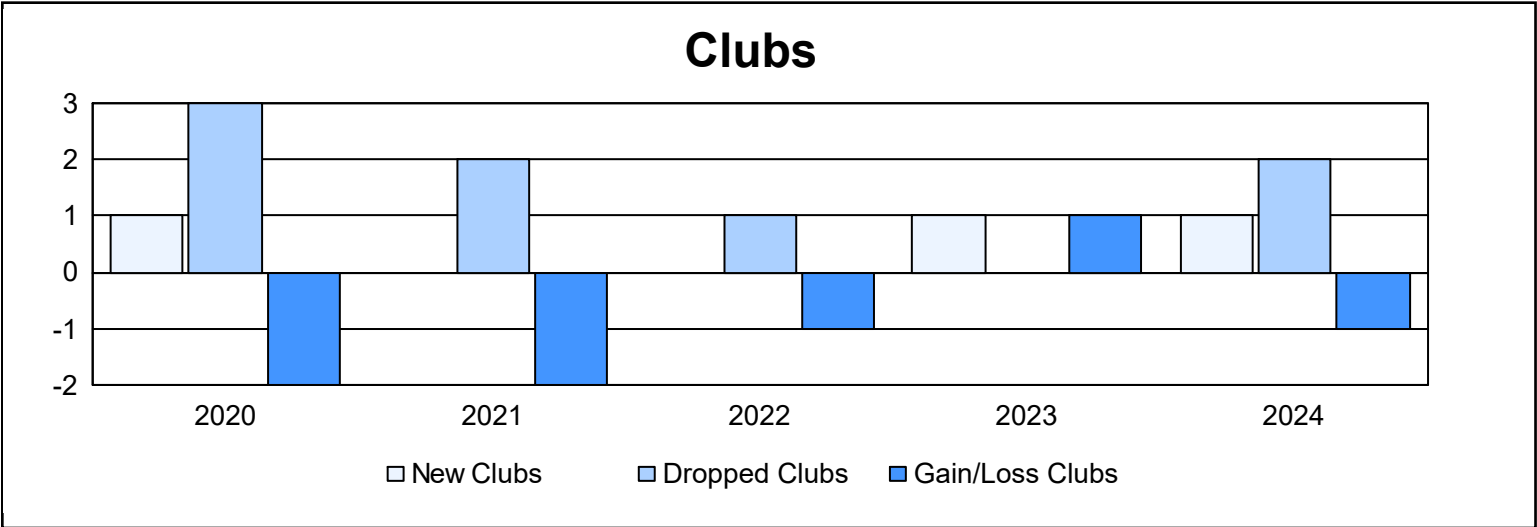
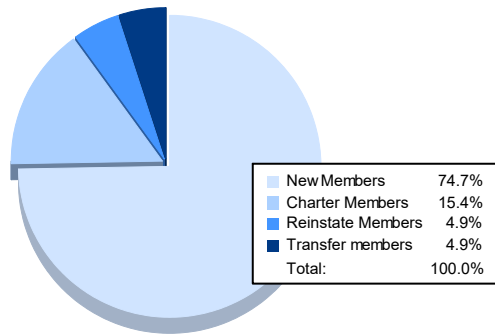


Year	New Clubs	Dropped Clubs	Gain/ Loss Clubs	New Members	Charter Members	Reinstate Members	Transfer Members	Total Member Added	Total Members Dropped	Gain/ Loss Members
2019-2020	1	3	-2	85	24	9	9	127	248	-121
2020-2021	0	2	-2	82	3	1	13	99	146	-47
2021-2022	0	1	-1	120	0	24	7	151	171	-20
2022-2023	1	0	1	94	21	12	6	133	173	-40
2023-2024	1	2	-1	136	28	9	9	182	178	4
Average	1	2	-1	103	15	11	9	138	183	-45



### Membership Composition June 2024 Cumulative



### Gender Composition June 2024 Cumulative

